

# V-SOLID View

DESIGN COMMUNICATION & COLLABORATION

|

VIEW – MEASURE – MARKUP CAD DATA



CAD INTERACTION FOR NON-CAD USERS

SUPPORTS POPULAR CAD FORMATS

**stratasys**<sup>®</sup>  
DIRECT MANUFACTURING



## SolidView® Difference

SolidView® software allows non-CAD users to easily view, measure and markup CAD data, opening up communication to all who need to be involved in the design process.

- Virtual reviews of complex parts and assemblies.
- Shop floor measurements from native CAD data.
- Design collaboration across long distances, time zones and disparate CAD systems.
- Access to CAD data for technical illustrations, packaging, and marketing.

SolidView is used across the world by those needing access to CAD data but not trained in using CAD systems. It's a low-cost solution to access CAD data for manufacturing engineers, scientists, structural engineers, technical illustrators, managers, product managers and sales people.



The SolidView family consists of four products offering increasing levels of features:



### SolidView/Lite

This FREE product allows the user to view, rotate and print STL and SolidWorks files, and will measure SVD files. The SVD format can be created from any file opened in SolidView/Pro.



### SolidView

This \$99 product offers the same features as SolidView/Lite with the added capability of measuring STL and SolidWorks files and the ability to edit and save SVD files.



### SolidView/Pro

Starting at \$495, SolidView/Pro offers all SolidView features with the added ability to purchase specific interfaces to popular CAD programs to open native CAD files, without having to own expensive CAD software. SolidView/Pro can also publish SVD files to be opened with SolidView and SolidView/Lite. SolidView/Pro can translate, scale, rotate, mirror, copy and combine 3D data. It also includes a mold analysis feature. Network licenses are available.



### SolidView/Pro RP

Starting at \$1,495, SolidView/Pro RP offers all SolidView/Pro features, can cut (cross-section) STL files, repair STL files (manual and auto), shell STL files, and provides automatic or manual RP parts layout. Optional CAD interfaces and network licenses are available.

**Design Communication & Collaboration** is opened up to everyone on your design team when you use the SolidView family of products. As iterations of a design are created, they can be shared with others for a "virtual design review" without concerns about disparate CAD data or special software since SolidView/Lite is a no-cost viewer. The SolidView family of products is fully compatible with all web online meeting services, making it easy to collaborate in real-time.

**View – Measure – Markup CAD Data** as you review designs. SolidView's advanced feature recognition capabilities combined with its extensive measurement options make it possible to measure just about any design feature or attribute. This means that engineers don't need to spend hours creating complex 2D drawings just in case someone needs a particular dimension. One mouse click will instantly calculate volume, surface area, mass and center of gravity for complex designs and assemblies. Annotation features make it easy to communicate design intent or to highlight changes or errors. Note and text features let you add detailed design information, and an electronic grease pencil lets you add red-line markups. With SolidView everyone is empowered to measure whatever they need and to add markups to communicate any design issues.

**Supports Popular CAD Formats** such as SolidWorks, Pro/E, CATIA, Unigraphics, IGES, STEP and many others. With SolidView you don't need to purchase additional CAD seats just to allow others to view 2D and 3D CAD parts or assemblies. You can even import geometry from multiple CAD systems into one SolidView file. Visit [www.solidview.com](http://www.solidview.com) for a complete list of supported formats.

**CAD Interaction for Non-CAD Users** with SolidView's easy to learn, intuitive user interface. Unlike complex CAD systems, SolidView is easy to learn, use and re-learn. No formal training is required and online video tutorials are available at [www.solidview.com](http://www.solidview.com). SolidView 2009 has made it even simpler with advanced ribbon toolbars that provide instant access to popular viewing, measuring and markup features.



PRODUCT	PRICE	FEATURES
<b>SolidView/Lite</b>	FREE	<i>View &amp; Print STL and SolidWorks Files</i> View & Measure SVD Files
<b>SolidView</b>	\$99	<i>All SolidView/Lite Features</i> + Measure STL and SolidWorks Files + Edit and Save SVD Files
<b>SolidView/Pro</b>	\$495	<i>All SolidView Features</i> + Create SVD Files + Translate, Scale, Rotate, Mirror, Copy and Combine 3D Data + CAD Interfaces Available + Network Licenses Available + View 2D Raster/Drawing Formats
<b>SolidView/Pro RP</b>	\$1,495	<i>All SolidView/Pro Features</i> + Cut (cross-section) STL Files to create smaller, buildable parts + Shell STL Files to create hollow parts from a solid geometry + Repair STL Files (manual and automatic modes) + Drag and Drop Manual RP Layout + Automatic RP Layout and Build Time Estimator for all popular rapid prototyping systems

**VALENCIA FACILITY** ▼  
 28309 Avenue Crocker  
 Valencia, CA 91355  
 ISO 9001:2000 & AS9100 Rev. B Certifications

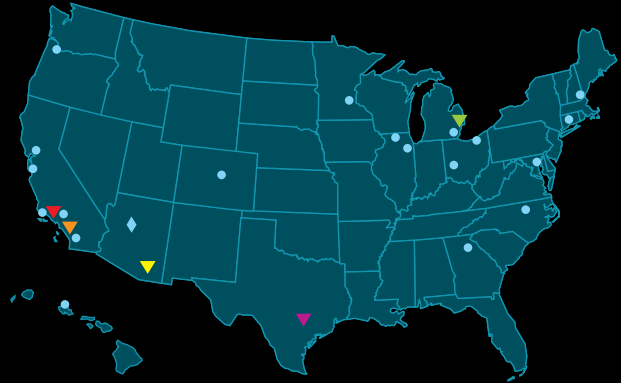
**AUSTIN FACILITY** ▼  
 9701 Dessau Road #201  
 Austin, TX 78754  
 ISO 9001:2000 Certification

**SAN DIEGO FACILITY** ▼  
 12250 Kirkham Road, Unit B  
 Poway, CA 92064  
 ISO 9001:2000 Certification

**DETROIT FACILITY** ▼  
 2701 Industrial Row Drive  
 Troy, MI 48084

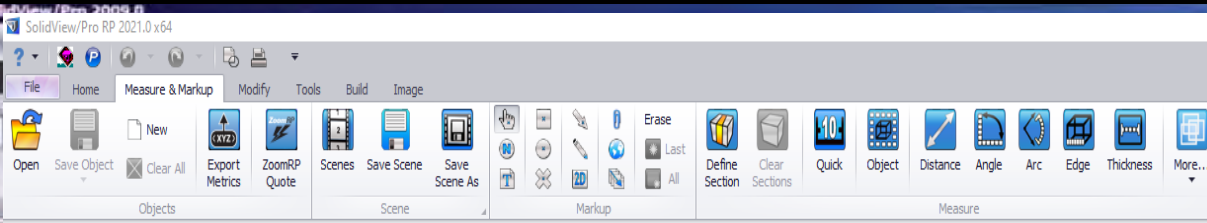
**TUCSON FACILITY** ▼  
 3280 E. Hemisphere Loop #120  
 Tucson, AZ 85706

**PHOENIX FACILITY** ◆  
 1135 N. McQueen #131  
 Gilbert, AZ 85233


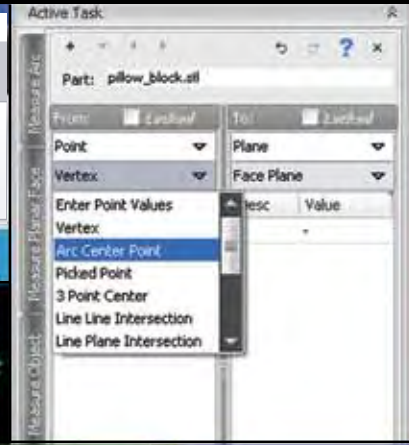


MANUFACTURING FACILITIES ▼  
 SALES & SUPPORT OFFICES ●  
 TOOLING MANAGEMENT ◆

## OPTIONAL RIBBON INTERFACE



## NEW PICK CONTROL



SIMPLE VIEW CONTROLS

MOLD ANALYSIS

[www.solidview.com](http://www.solidview.com)

[support@solidview.com](mailto:support@solidview.com)

(661) 257-6699

(888) 765-4388